

# Monthly Factsheet

31 August 2022

## August Comment

The 31 August 2022 estimated NAV per share of \$47.79 (£41.12) represents a decrease of 1.0% in US dollar terms over the previous month, as valuations were updated with Q2 2022 marks. The portfolio is now largely based on 30 June valuations (79%), with 8% at 31 August, representing the public company holdings in the portfolio, and 13% at 31 March. Note that, as announced on 16 August and effective from that date, HVPE increased its credit facility by \$100 million to \$800 million. More details are available in the “News & Views” section at [www.hvpe.com](http://www.hvpe.com).

## Summary of Estimated Net Asset Value (“NAV”) at 31 August 2022

In <b>millions</b> except per share and last traded price data	31 August 2022	31 July 2022
Investment Portfolio	\$3,561	\$3,579
Cash and Cash Equivalents	\$252	\$272
Drawings on the HVPE Credit Facility	\$0	\$0
Net Other Assets (Liabilities)	\$4	\$5
<b>Estimated NAV</b>	<b>\$3,817</b>	<b>\$3,856</b>
Remaining Available Credit Facility (Undrawn)	\$800	\$700
<b>Estimated NAV per Share (\$)</b>	<b>\$47.79</b>	<b>\$48.29</b>
Estimated NAV per Share (£ equivalent)	£41.12	£39.67
<b>Share Price (LSE) (£)</b>	<b>£21.90</b>	<b>£24.10</b>
Share Price (LSE) (\$)	\$26.08	\$29.00
Discount to NAV (GBP)	47%	39%
Exchange Rate (GBP/USD)	1.1623	1.2172

## At 31 August 2022

Estimated NAV per Share

**\$47.79**

31 July 2022: \$48.29

GBP Share Price

**£21.90**

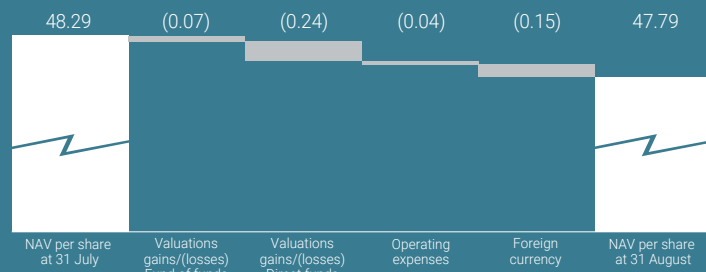
31 July 2022: £24.10

USD Share Price

**\$26.08**

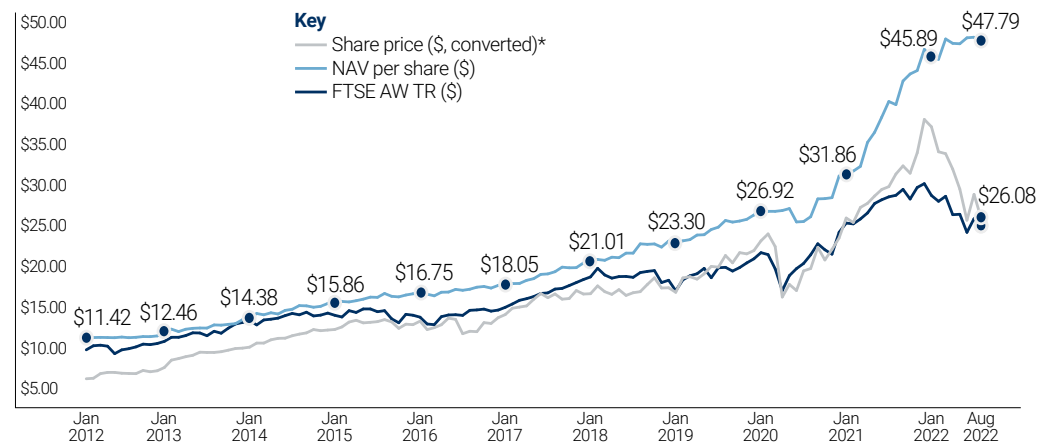
31 July 2022: \$29.00

## Estimated NAV per Share Reconciliation (movement through month) (\$)



The NAV breakdown is an estimate. See Valuation Methodology on page four for further details.

## Share Price and NAV Movement from 31 January 2012



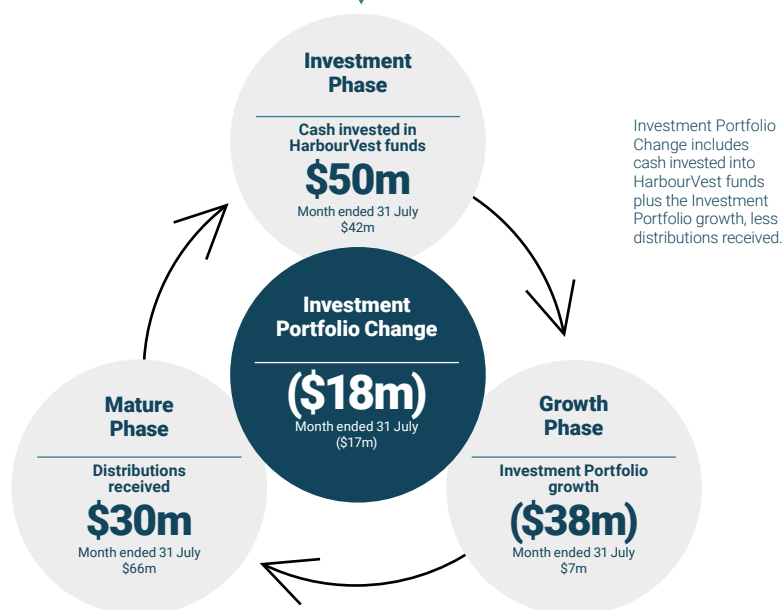
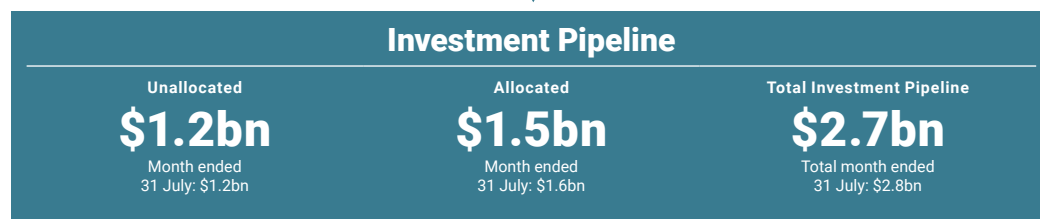
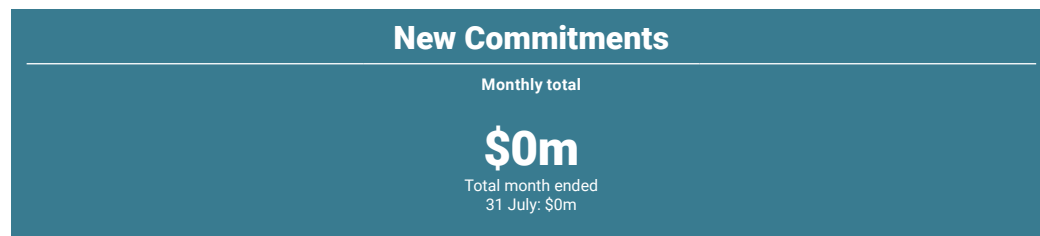
Note: Total return figures can be found on page four.

\* HVPE introduced an additional US dollar share price on 10 December 2018; from this date onwards, the actual US dollar share price, as reported by the London Stock Exchange, has been used. Prior to this date, the US dollar share price had been converted from the sterling share price at the prevailing exchange rate.

## The Private Equity Cycle

HVPE invests in and alongside HarbourVest-managed funds which focus on primary fund commitments, secondary investments and direct co-investments in operating companies. These in turn drive a steady pace of direct and indirect investment into private company opportunities. These investments develop and grow over a period of several years, before being exited. Proceeds from these distributions then provide the fuel for new commitments and the lifecycle continues.

### Month ended 31 August 2022



## Investments (Investment Phase)

In August, the majority of capital calls from underlying partnerships (by value) were for buyout investments at 82%, with venture and growth equity investments representing a further 17%. Of the total amount called, 85% had a US investment focus and 11% had an Asia focus.

### Top Five Investing Managers

Manager	Amount invested
<b>Roark Capital Group</b>	\$8.9m
<b>Sterling Investment Partners Management</b>	\$4.3m
<b>Thoma Bravo</b>	\$2.8m
<b>Pamlico Capital</b>	\$2.5m
<b>Genstar Capital</b>	\$2.1m

Please note that the amounts above represent capital calls to the underlying managers for investments, and may differ from the amount invested by HVPE into HarbourVest funds.

## Distributions (Mature Phase)

During August there were a total of 25 M&A transactions and IPOs across HVPE's underlying portfolio, compared to July's total of 24, and a last 12-month average of 29. All 25 this month were M&A transactions.

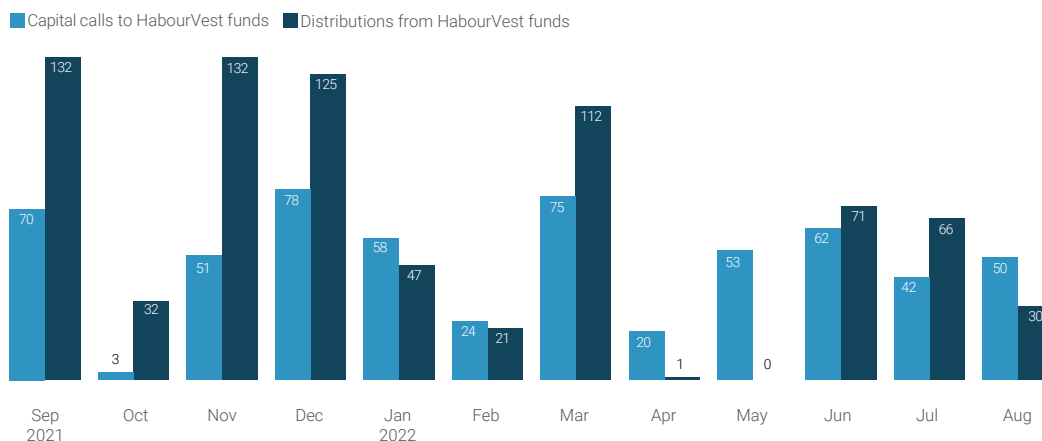
### Top Five Distributing Managers

Partnership	Total proceeds in month	Manager's largest distribution in month (company)
<b>Thoma Bravo</b>	\$3.1m	Kofax Limited, Barracuda
<b>Vestar Capital Partners</b>	\$2.6m	Information Resources
<b>Genstar Capital</b>	\$2.5m	Advarra
<b>Berkshire Partners</b>	\$2.1m	Multiple
<b>Inflexion Managers</b>	\$1.4m	Succession Holdings, Glide

Please note that these distributions from general partners represent proceeds to HarbourVest funds, and may differ to the amount actually received by HVPE.

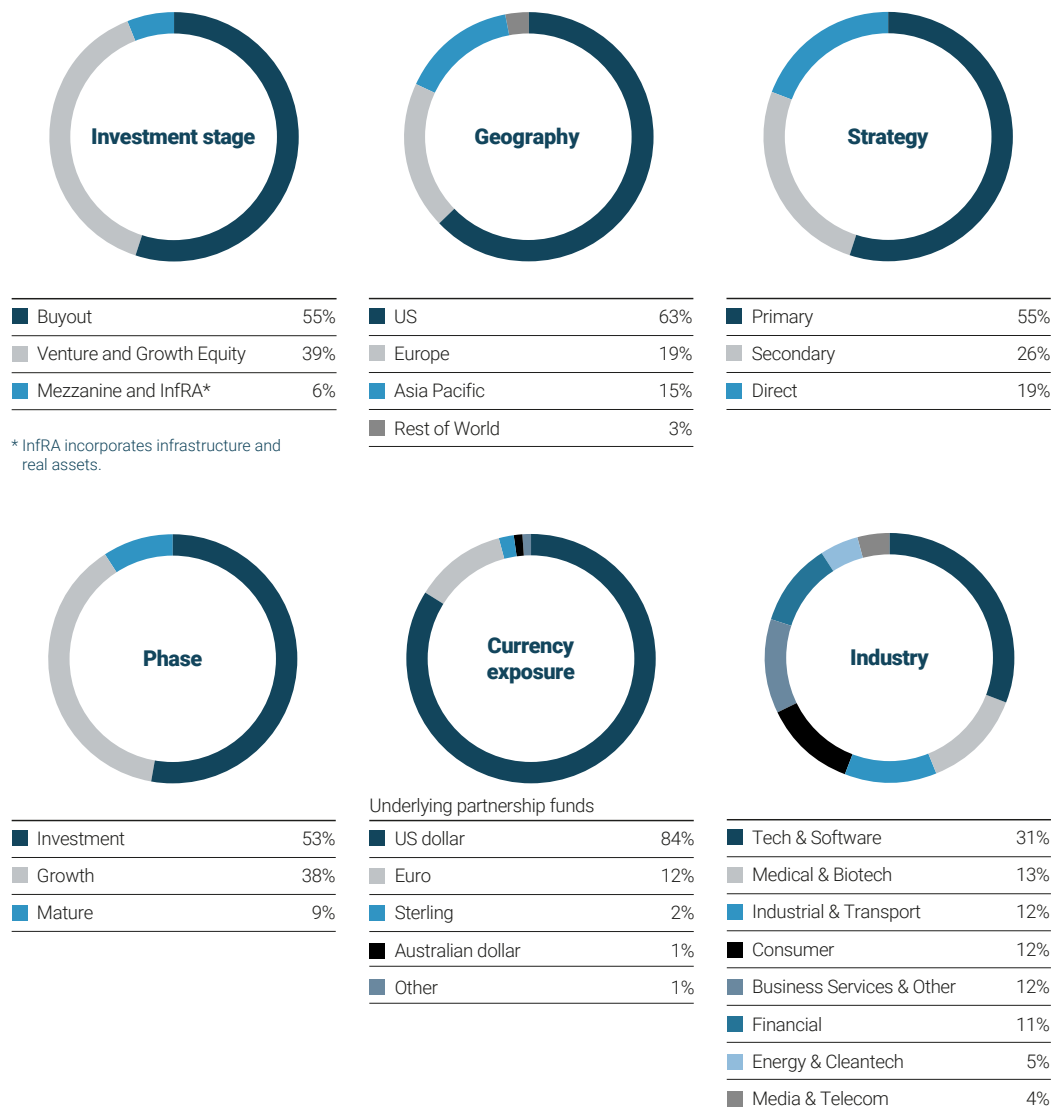
## 12 Month Cash Flow (\$m)

### 1 September 2021 to 31 August 2022



## Diversification at 31 August 2022

Consistent with HVPE's investment objective, the Investment Manager strives to manage risk through diversification within the portfolio.



\* InfRA incorporates infrastructure and real assets.

Underlying partnership funds

US dollar	84%
Euro	12%
Sterling	2%
Australian dollar	1%
Other	1%

**Notes:** The diversification by net asset value analysis is based on the fair value of the underlying investments, as estimated by the investment manager. Diversification by stage, phase, and geography is based on the estimated net asset value of partnership investments within HVPE's fund of funds and company investments within HVPE's co-investment funds. Industry diversification is based on the reported value of the underlying company investments for both fund of funds and co-investment funds. Some of the funds held in HVPE have not been fully invested. The composition of investments by phase, stage, geography, strategy, and industry may change as additional investments are made and existing investments are realised. By phase, mature includes vintage years pre-2013, growth includes vintage years 2013 to 2017, and investment includes vintage years 2018 to 2022.

## Managing HVPE

### Credit facility

If future investments exceed distributions for a sustained period, it is important that HVPE is able to access funding as required to meet any shortfall.

At 31 August 2022, HVPE had a cash balance of \$252 million and access to the full \$800 million on its credit facility.

### HarbourVest Partners ("HVP") Fund-level borrowing

At 31 August 2022, HVPE's share of HVP fund-level borrowing, on a look-through basis, was \$542 million. Please refer to [hvpe.com/portfolio/financial-resources/](http://hvpe.com/portfolio/financial-resources/) for further details.

### Investment Pipeline and commitment ratios

The Board and Investment Manager make reference to three key ratios when assessing the Company's commitment levels, as shown below.

## Total Commitment Ratio at 31 August 2022

(Total exposure to private markets investments as a percentage of NAV)

Investment Portfolio + Investment Pipeline	\$6,302m
Divided by the NAV	\$3,817m
(12 month range: 146% to 167%)	<b>165%</b>

## Rolling Coverage Ratio at 31 August 2022

(A measure of medium-term commitment coverage)

Cash + Available Credit Facility (\$) + Current Year Estimated Realisations (\$)	\$1,845m
Divided by the next 36 months' estimated investments	\$2,775m
(12 month range: 64% to 115%)	<b>66%</b>

## Commitment Coverage Ratio at 31 August 2022

(Short-term liquidity as a percentage of total Investment Pipeline)

Cash + Available Credit Facility	\$1,052m
Divided by the Investment Pipeline	\$2,741m
(12 month range: 34% to 43%)	<b>38%</b>

## Performance as at 31 August 2022

	1 year	3 years	5 years	10 years	Since Inception (2007)
NAV per share (\$)	11%	87%	138%	317%	378%
Share price total return (\$)	(20%)	27%	62%	267%	157%
Share price total return (£)	(7%)	31%	75%	386%	335%
FTSE All-World TR (\$)	(15%)	28%	44%	144%	119%

HVPE introduced an additional US dollar share price on 10 December 2018; from this date onwards, the actual US dollar share price, as reported by the London Stock Exchange, has been used. Prior to this date, the US dollar share price had been converted from the sterling share price at the prevailing exchange rate.

### Valuation Methodology:

HVPE carries its investments at fair value in accordance with US generally-accepted accounting principles. HVPE's Investment Manager uses the best information it has available to estimate fair value. Fair value for private equity assets is based on the most recent financial information provided by the Investment Manager, adjusted for known investment operating expenses and subsequent transactions, including investments, realisations, changes in foreign currency exchange rates, and changes in value of public securities. The valuation breakdown of the HVPE portfolio as reported here is as follows: 8% actual 31 August 2022 (representing the public companies in the portfolio); 79% actual 30 June 2022 and 13% actual 31 March 2022. Consistent with previous estimated NAV reports, valuations are also adjusted for foreign exchange movements, cashflows, and any known material events to 31 August 2022.

All investments are subject to risk. Past performance is not indicative of, or a guarantee of future performance. Prospective investors are advised to seek expert legal, financial, tax, and other professional advice before making any investment decision. The value of an investment in HVPE may fluctuate and share prices and returns may go down as well as up. Results achieved in the past are no guarantee of future results. This document is not intended to be an investment advertisement or sales instrument; it constitutes neither an offer nor an attempt to solicit offers for the securities described herein. This report was prepared using financial information contained in HVPE's books and records as of the reporting date. This information is believed to be accurate but has not been audited by a third party. This report describes past performance, which may not be indicative of future results. HVPE does not accept liability for actions taken on the basis of the information provided. The Paying Agent in Switzerland is Banque Cantonale de Genève, 17 Quai de l'Île, CH-1211 Geneva 2, Switzerland. The distribution of Interests in Switzerland must exclusively be made to qualified investors. Copies of the Prospectus, Articles of Association and annual and semi-annual reports can be obtained free of charge from the Representative. The place of performance for Interests of HVPE offered or distributed in or from Switzerland is the registered office of the Representative, ACOLIN Fund Services AG, succursale Genève, 6 cours de Rive, 1204 Geneva, Switzerland.

# HarbourVest Global Private Equity Limited

HarbourVest Global Private Equity Limited ("HVPE" or the "Company") is a London listed, FTSE 250 private equity investment company with assets of \$3.8 billion (HVPE's functional currency is the US dollar) and a market capitalisation of approximately £1.7 billion as at 31 August 2022 (tickers: £ HVPE | \$ HVPD). HVPE invests in private companies and portfolios of private companies through funds managed by HarbourVest Partners, an innovative global private markets asset manager with 40 years of experience. HVPE is designed to offer shareholders long-term capital appreciation by investing in a private markets portfolio diversified by geography, strategy, stage of investment, vintage year, and sector. By following a consistent and proven investment strategy, HVPE has delivered steady and robust NAV growth and has outperformed the public markets since inception, as measured by the FTSE All-World Total Return ("TR") index.

## Why Invest

Holding shares in HVPE provides investors with a well-managed, ready-made global private equity programme and gives part-ownership of a diversified portfolio of underlying private companies\*\*, spanning investment stages from early venture to large-cap buyouts. Many of these companies have the potential to become tomorrow's household names.

\* Delisted from Euronext in October 2016.

\*\* Holdings in publicly-traded companies, often resulting from IPOs in the private equity portfolio, represent 8% of HVPE's investment portfolio value.

## Key Information

Exchange	London Stock Exchange
Tickers (£   \$)	HVPE   HVPD
Market capitalisation	£1.7 billion
Shares in issue	79.9 million
Listing date	6 December 2007 (Euronext)*
	9 September 2015 (LSE MM)
Financial year end	31 January
ISIN	GG00BR30MJ80
SEDOL (£   \$)	BR30MJ8   BGT0LX2
Base currency	US Dollar
Dividend policy	HVPE does not pay a dividend. The Company re-invests all distribution proceeds into new opportunities.

## Contact

**Richard Hickman**  
rhickman@harbourvest.com  
+44 (0)20 7399 9847

**Charlotte Edgar**  
cedgar@harbourvest.com  
+44 (0)20 7399 9826

## Registered Office

**HarbourVest Global Private Equity Limited**  
BNP Paribas House, St Julian's Avenue,  
St Peter Port, Guernsey GY1 1WA

## Investment Manager

**HarbourVest Advisers L.P.**  
c/o HarbourVest Partners, LLC  
One Financial Center, Boston MA 02111, USA